

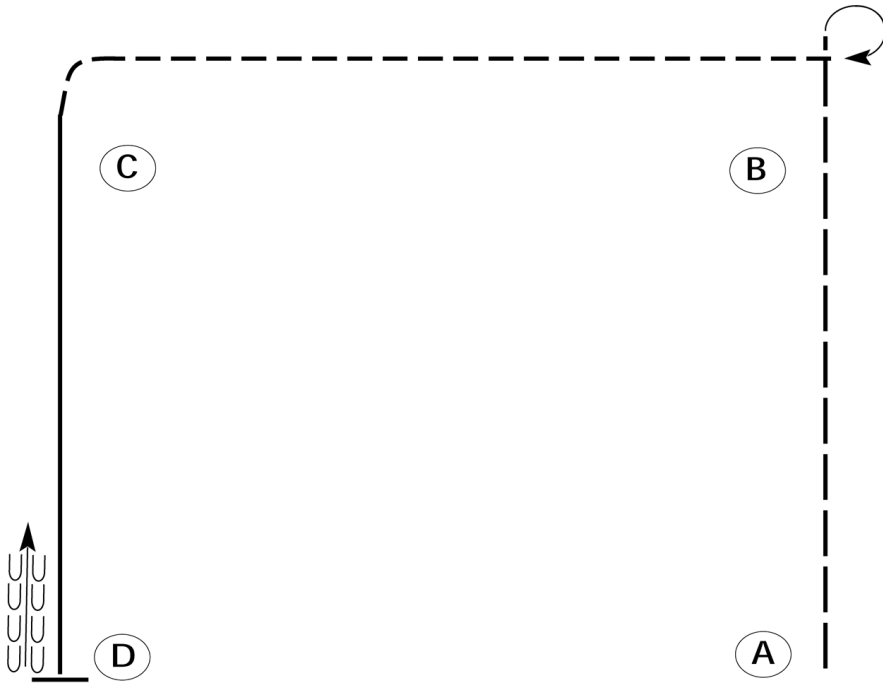
Spring Fling QH Shows

Western Horsemanship

Show Date: 04-15 & 16 2021

w w w . H o r s e S h o w P a t t e r n s . c o m

w w w . H o r s e S h o w P a t t e r n s . c o m



Be ready at A.

1. Extended jog from A to B.
2. Stop past B and execute a 270 degree turn to the right.
3. Jog from B around C.
4. Lope on the left lead from C to D.
5. Stop at D and back one horse length.

Please exit at a jog.

| | |
|--------------|-----------|
| Walk | ----- |
| Jog | - - - - - |
| Extended Jog | — — — — |
| Lope | ————— |
| Leg Yield | |
| Lead Change | ↙ |
| Back | ←←←←← |
| Marker | ⊙ B |
| Sidepass | ←-----→ |

[WH/1-23]

Pattern Provided by:

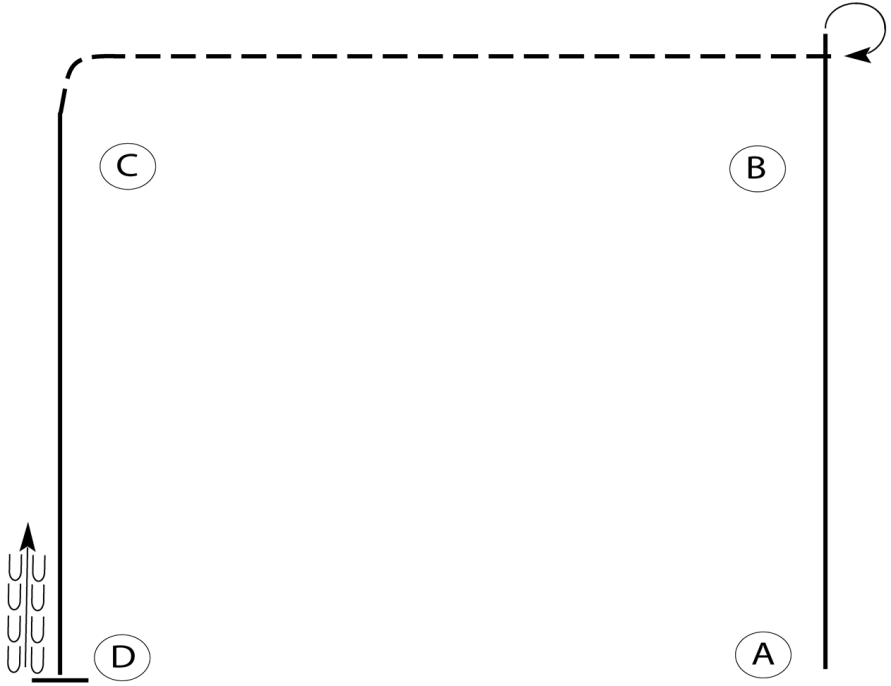
Spring Fling QH Shows

Western Horsemanship

Show Date: 04-15 & 16 2021

w w w . H o r s e S h o w P a t t e r n s . c o m

w w w . H o r s e S h o w P a t t e r n s . c o m



Be ready at A.

1. Lope on the right lead from A to B.
2. Stop past B and execute a 270 degree turn to the right.
3. Jog from B around C.
4. Lope on the left lead from C to D.
5. Stop at D and back one horse length.

Please exit at a jog.

| | |
|--------------|---------------|
| Walk | ----- |
| Jog | - - - - - |
| Extended Jog | - - - - - |
| Lope | ————— |
| Leg Yield | |
| Lead Change | — / — |
| Back | ← ⊂ ⊂ ⊂ ⊂ |
| Marker | ⊙ B |
| Sidepass | ← - - - - - → |

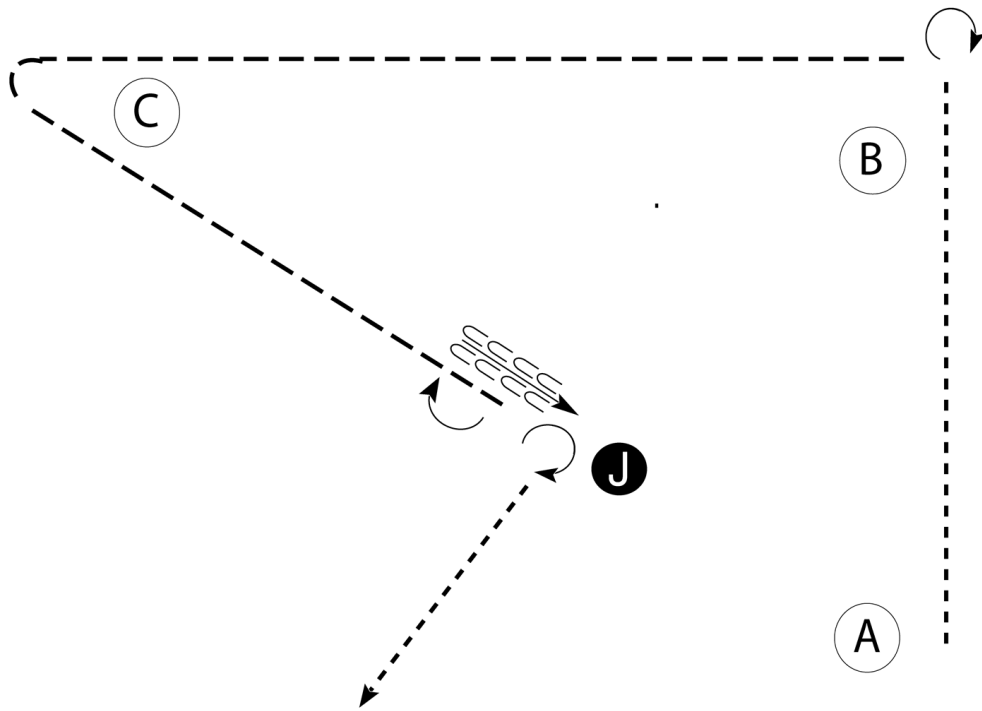
[WH/2-23]

Pattern Provided by:

Spring Fling QH Shows

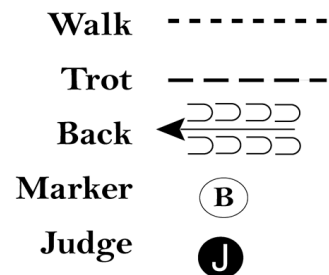
Showmanship

Show Date: 04-15 & 16 2021



Be ready at A.

1. Walk to and past B.
2. Turn 270 degrees.
3. Trot to and around C.
4. When 2 horse lengths from the judge, stop.
5. Turn 180 degrees.
6. Back to judge and set up for inspection.
7. When dismissed, turn 270 degrees and exit at a walk.



[S/2-25]

Pattern Provided by:

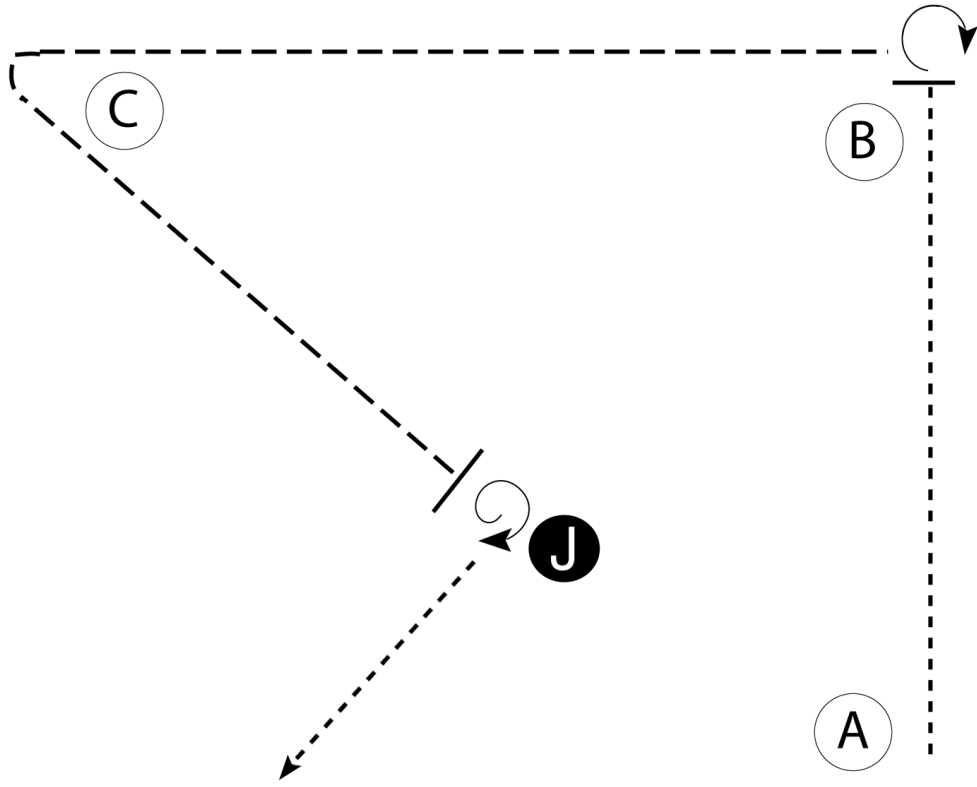
Spring Fling QH Shows

Showmanship

Show Date: 04-15 & 16 2021

w w w . H o r s e S h o w P a t t e r n s . c o m

w w w . H o r s e S h o w P a t t e r n s . c o m



Be ready at A.

1. Walk to and past B.
2. Turn 270 degrees.
3. Trot to and around C to judge.
4. Stop at judge and set up for inspection.
5. Turn approximately 450 degrees as shown.
6. Exit at a walk.

Follow the instructions of your ring steward.

- Walk -----
- Trot - - - - -
- Back ← - - - - -
- Marker ○ B
- Judge ● J

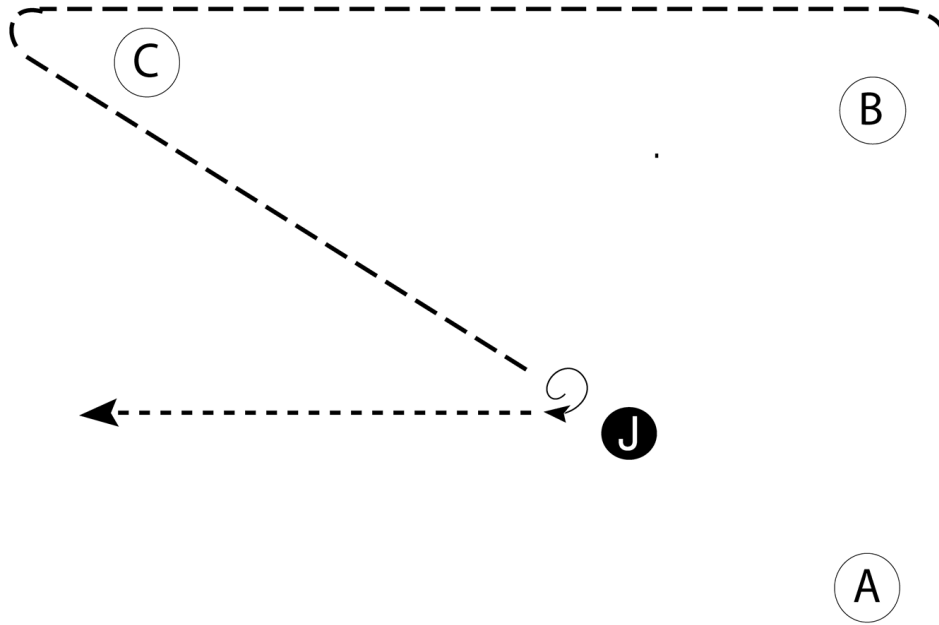
[S/1-25]

Pattern Provided by:

Spring Fling QH Shows

Showmanship

Show Date: 04-15 & 16 2021



Be ready at A.

1. Walk to B.
2. At B, trot to and around C and to the judge.
3. Stop and set up for inspection.
4. When dismissed, turn 405 degrees and exit at a walk.

| | |
|--------|------------------------|
| Walk | ----- |
| Trot | - - - - - |
| Back | ← - - - - - - - - - |
| Marker | ⓑ |
| Judge | ⓙ |

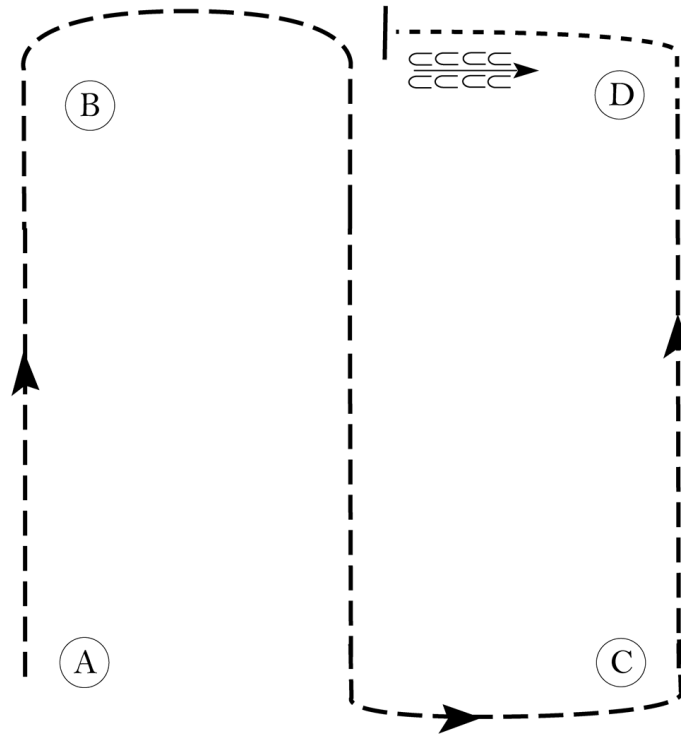
[S/WT-25]

Pattern Provided by:

Spring Fling QH Shows

Hunt Seat Equitation

Show Date: 04-15 & 16 2021



Be ready at A.

1. Posting trot to and around B on the left diagonal.
2. Halfway between B and C, change diagonals.
3. Posting trot on the right diagonal to and around C.
4. Continue to trot to D.
5. At D, walk.
6. Walk until halfway to B, stop and back one horse length.

| | |
|---------------|-------------|
| Walk | ----- |
| Trot | - - - - - |
| Extended Trot | — — — — — |
| Canter | — — — — — |
| Leg Yield | |
| Lead Change | — / — |
| Back | ← ← ← ← ← |
| Marker | Ⓚ |
| Sidepass | ← — — — — ← |
| Hand Gallop | — — — — — |

[HSE/WT-25]

Pattern Provided by:

w w w . H o r s e S h o w P a t t e r n s . c o m

w w w . H o r s e S h o w P a t t e r n s . c o m

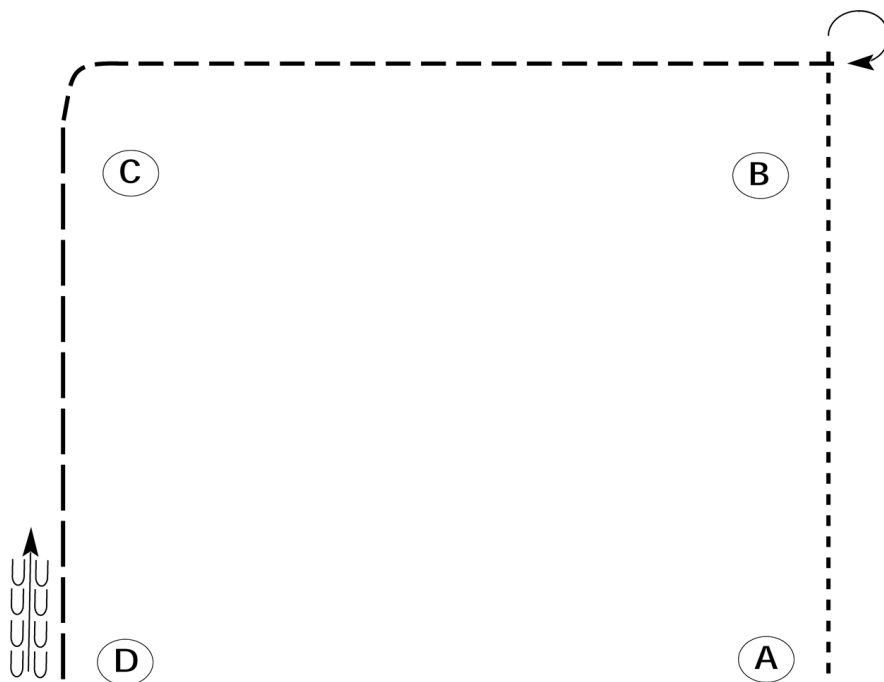
Spring Fling QH Shows

Western Horsemanship

Show Date: 04-15 & 16 2021

w w w . H o r s e S h o w P a t t e r n s . c o m

w w w . H o r s e S h o w P a t t e r n s . c o m



Be ready at A.

1. Walk from A to B.
2. Stop past B and execute a 270 degree turn to the right.
3. Jog from B around C.
4. Extend the jog from C to D.
5. Stop at D and back one horse length.

Please exit at a jog.

| | |
|--------------|---------|
| Walk | ----- |
| Jog | ----- |
| Extended Jog | ----- |
| Lope | ----- |
| Leg Yield | |
| Lead Change | ---/--- |
| Back | ←←←←← |
| Marker | ⊙ B |
| Sidepass | ←-----→ |

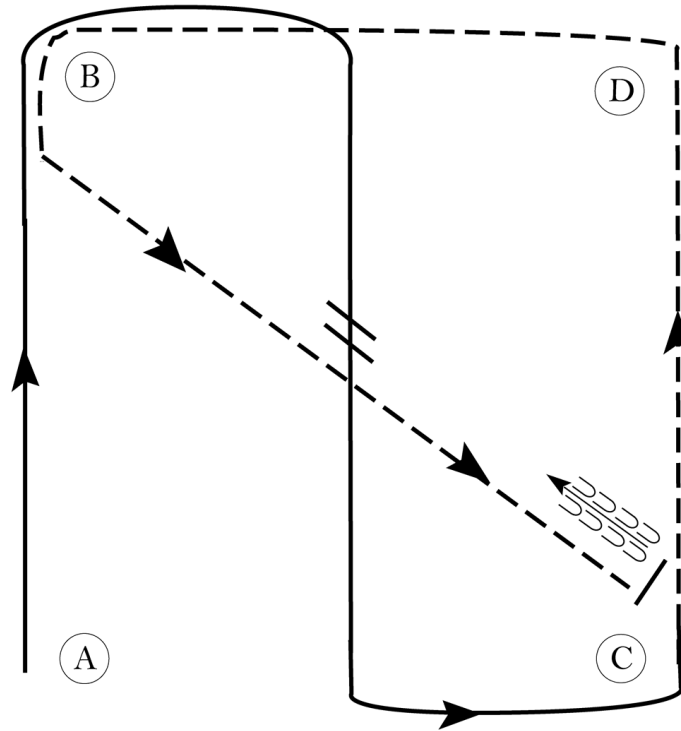
[WH/WT-23]

Pattern Provided by:

Spring Fling QH Shows

Hunt Seat Equitation

Show Date: 04-15 & 16 2021



Be ready at A.

1. Canter on the right lead to and around B.
2. Halfway between B and C, change leads.
3. Canter on left lead to and around C.
4. Posting trot on the left diagonal from C to D.
5. At D, change diagonals and continue to trot to B.
6. At B, sitting trot to C.
7. Stop and back one horse length at C.

| | |
|---------------|-------------|
| Walk | ----- |
| Trot | - - - - - |
| Extended Trot | — — — — — |
| Canter | ————— |
| Leg Yield | |
| Lead Change | — / — |
| Back | ←←←←← |
| Marker | Ⓚ |
| Sidepass | ← - - - - → |
| Hand Gallop | — — — — — |

[HSE/2-25]

Pattern Provided by:

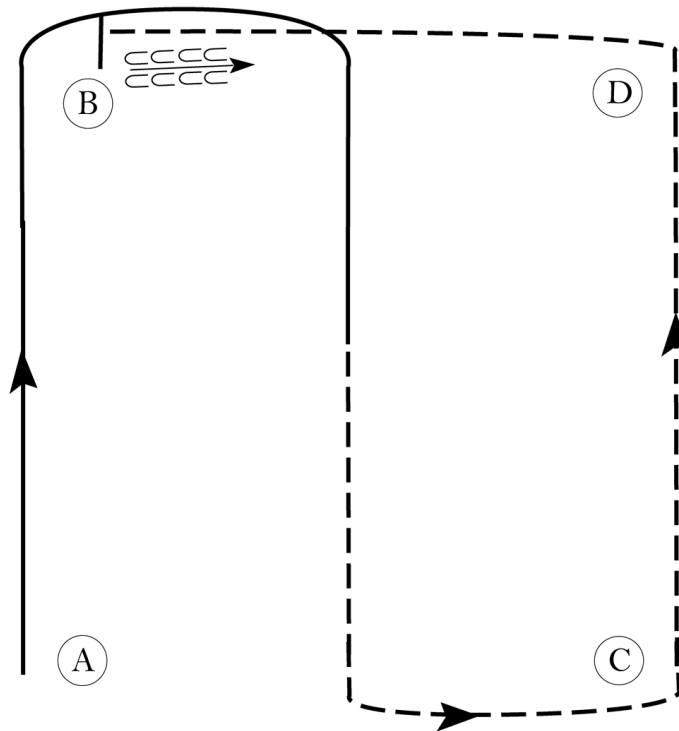
w w w . H o r s e S h o w P a t t e r n s . c o m

w w w . H o r s e S h o w P a t t e r n s . c o m

Spring Fling QH Shows

Hunt Seat Equitation

Show Date: 04-15 & 16 2021



Be ready at A.

1. Canter on the right lead to and around B.
2. Halfway between B and C, break to the trot.
3. Posting trot on the right diagonal to C.
5. At C, change diagonals and continue to trot to D.
6. At D, sitting trot to B.
7. At B, stop and back one horse length.

| | |
|---------------|-------------|
| Walk | ----- |
| Trot | - - - - - |
| Extended Trot | — — — — — |
| Canter | ————— |
| Leg Yield | |
| Lead Change | — / — |
| Back | ←←←←← |
| Marker | ⊙ B |
| Sidepass | ← — — — — ← |
| Hand Gallop | — — — — — |

[HSE/1-25]

Pattern Provided by: