

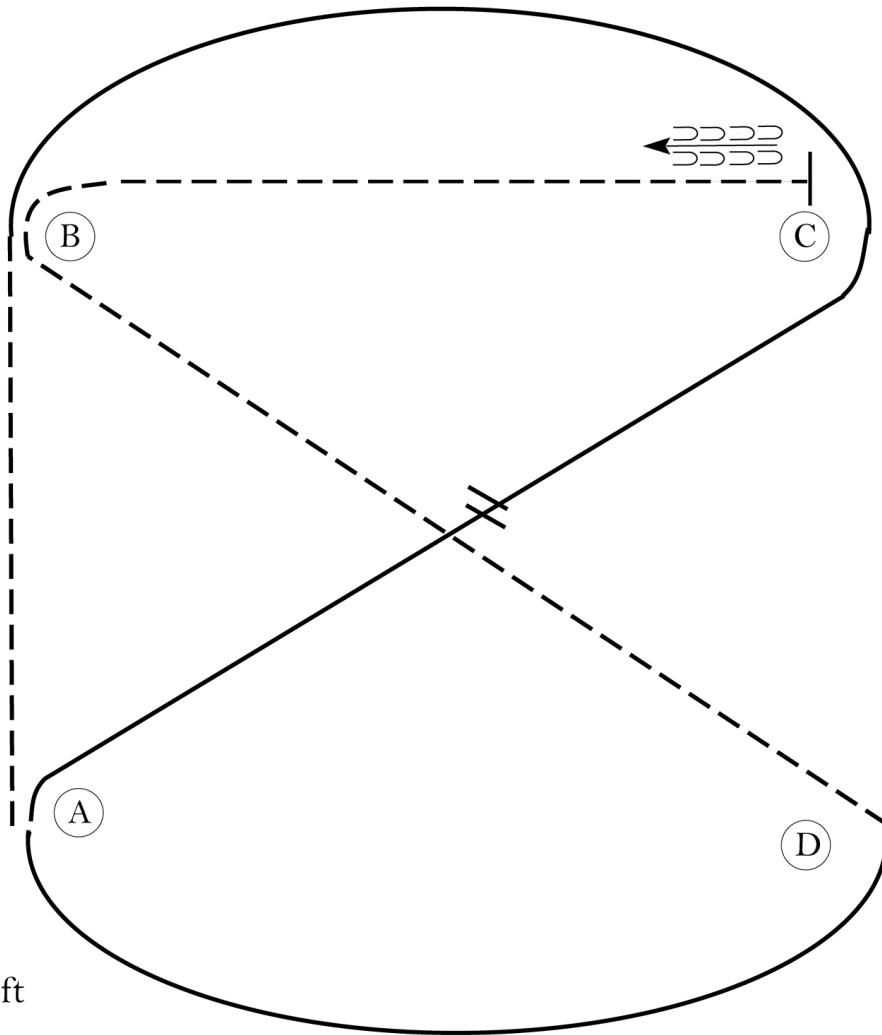
Spring Fling Quarter Horse Show

Hunt Seat Equitation (Yth 13 & Under - Yth 14-18- Amateur - Select)

Show Date: April 17-18, 2021

w w w . H o r s e S h o w P a t t e r n s . c o m

w w w . H o r s e S h o w P a t t e r n s . c o m



Be ready at A.

1. Trot on the left diagonal to B.
2. Canter on the right lead to and around C and half way to A.
4. Change leads between C and A.
5. Canter around A and to D.
6. Trot on the right diagonal from D to B.
7. Trot in a two-point position to C.
8. Stop at C and back approximately one horse length.

Walk off and follow the directions of your ring steward.

Walk	-----
Trot	-----
Extended Trot	-----
Canter	-----
Lead Change	
Back	
Marker	
Hand Gallop	-----

[HSE/2-52]

Pattern Provided by:

The Judges

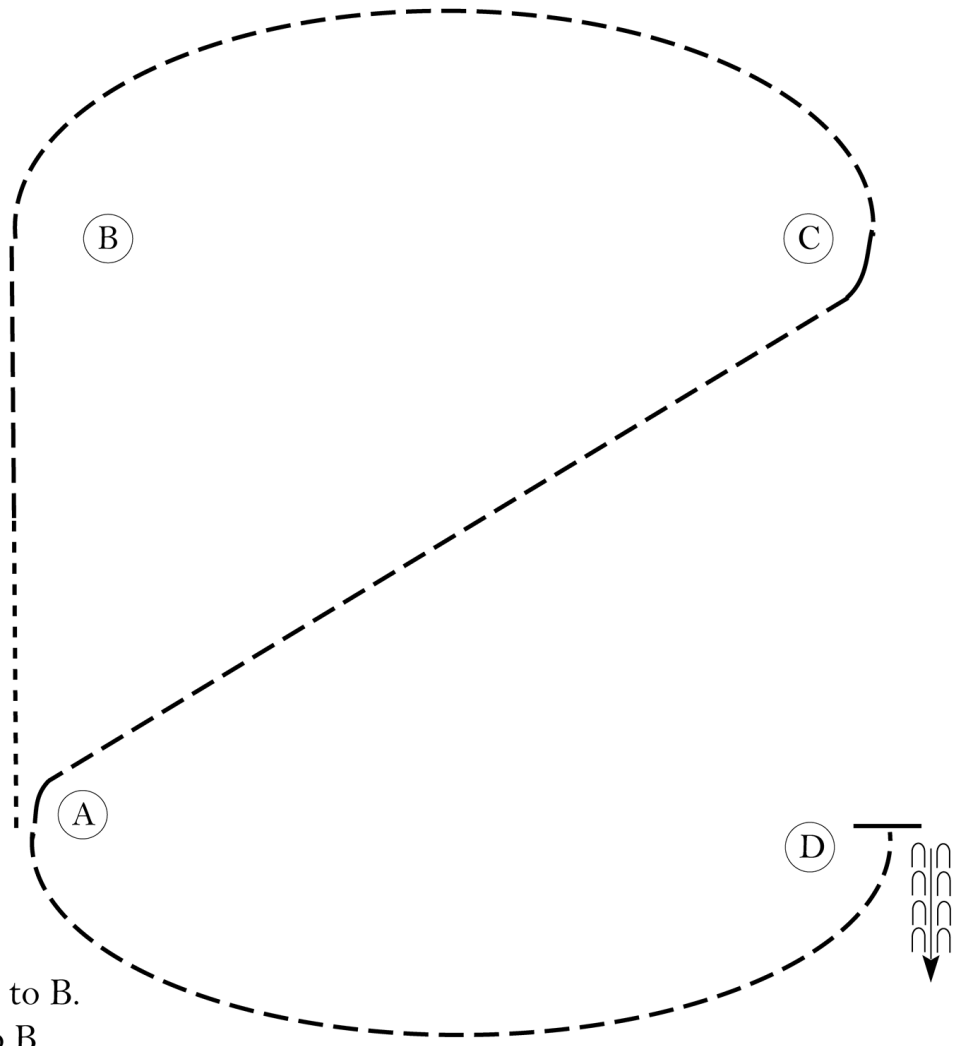
Spring Fling Quarter Horse Show

Hunt Seat Equitation (All Walk/Trot)

Show Date: April 17-18, 2021

w w w . H o r s e S h o w P a t t e r n s . c o m

w w w . H o r s e S h o w P a t t e r n s . c o m



Be ready at A.

1. Walk halfway to B.
2. Sitting trot to B.
3. Trot on the left diagonal from B, to and around C, and halfway to A.
4. Change diagonals halfway to A.
5. Trot on the right diagonal around A and to D.
6. Stop at D and back approximately one horse length.

Walk off and follow the directions of your ring steward.

Walk	-----
Trot	- - - - -
Extended Trot	— — — —
Canter	— — — —
Lead Change	↖ ↗
Back	← c c c c
Marker	(B)
Hand Gallop	— — — —

[HSE/WT-52]

Pattern Provided by:
The Judges

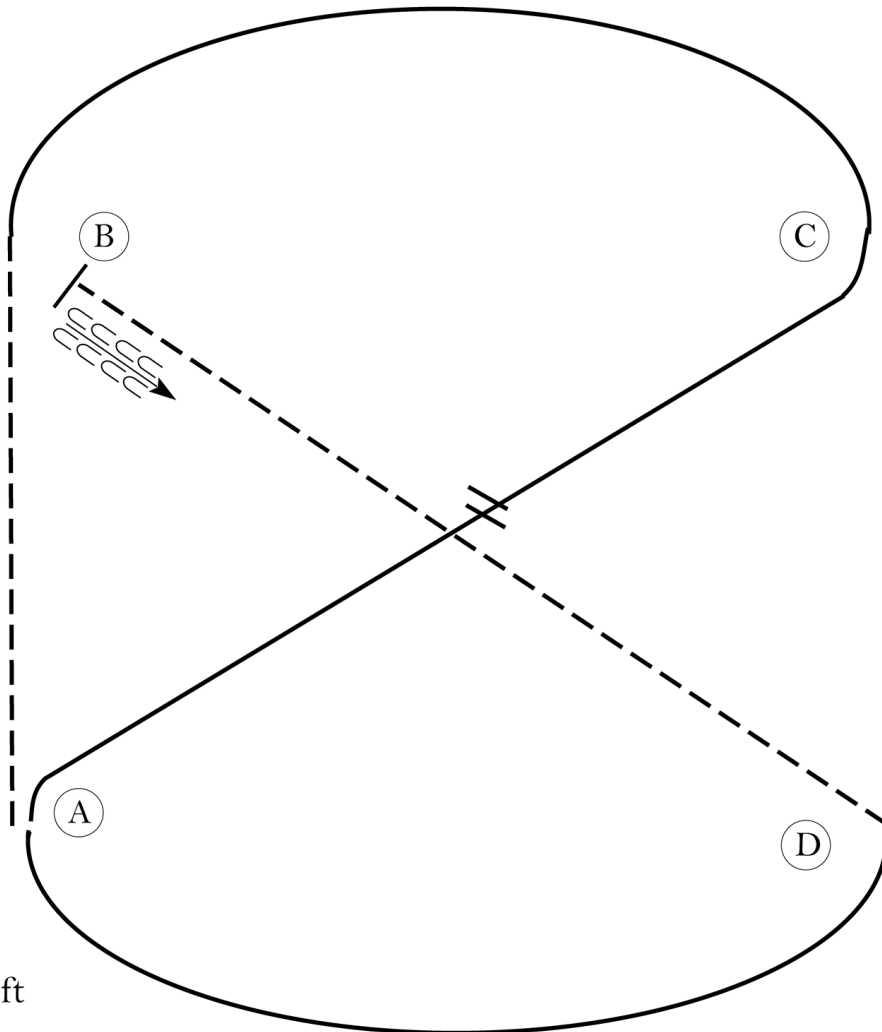
Spring Fling Quarter Horse Show

Hunt Seat Equitation (Rookie/Level 1 Youth - Rookie/Level 1 Amateur)

Show Date: April 17-18, 2021

w w w . H o r s e S h o w P a t t e r n s . c o m

w w w . H o r s e S h o w P a t t e r n s . c o m



Be ready at A.

1. Trot on the left diagonal to B.
2. Canter on the right lead to and around C and half way to A.
3. Perform a simple lead change between C and A.
4. Canter around A and to D.
5. Trot on the right diagonal from D to B.
6. Stop at B and back approximately one horse length.

Walk off and follow the directions of your ring steward.

Walk	-----
Trot	- - - - -
Extended Trot	— — — —
Canter	—————
Lead Change	
Back	
Marker	
Hand Gallop	—————

[HSE/1-52]

Pattern Provided by:

The Judges

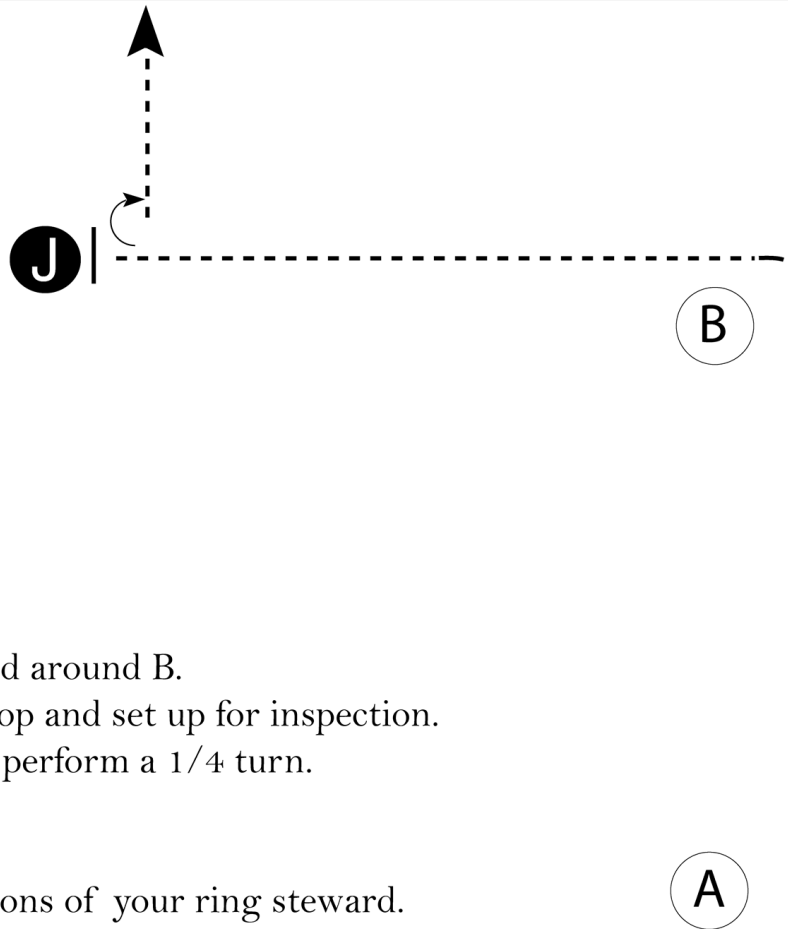
Spring Fling Quarter Horse Show

Showmanship (Small Fry)

Show Date: April 17-18, 2021

w w w . H o r s e S h o w P a t t e r n s . c o m

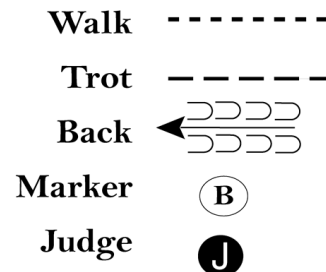
w w w . H o r s e S h o w P a t t e r n s . c o m



Be ready at A.

1. Trot from A to and around B.
2. Walk to Judge, stop and set up for inspection.
3. When dismissed, perform a 1/4 turn.
4. Exit at a walk.

Follow the instructions of your ring steward.



[S/WT-38]

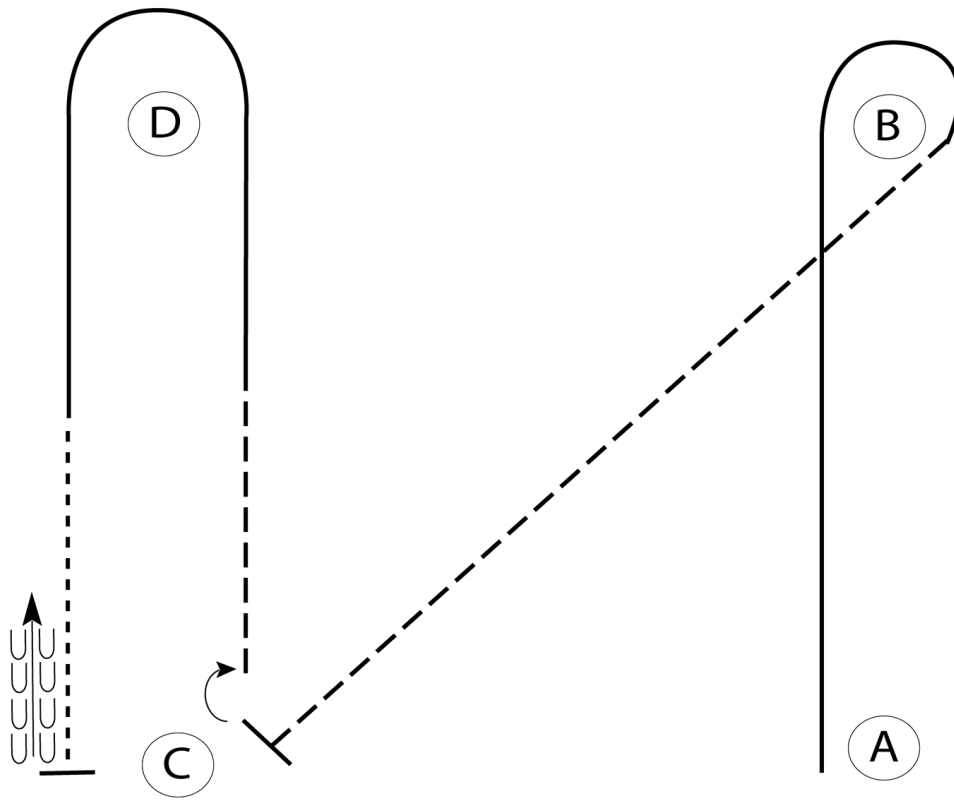
Pattern Provided by:

The Judges

Spring Fling Quarter Horse Show

Horsemanship (Rookie/Level 1 Youth - Rookie/Level 1 Amateur)

Show Date: April 17-18, 2021



Be ready at A.

1. Lope on the right lead from A to and around B.
2. Jog from B to C.
3. Stop and perform a 90 degree turn to the right.
4. Jog halfway to D.
5. Lope on the left lead to and around D.
6. Halfway to C, break to a walk.
7. Stop at C and back approximately one horse length.

Follow the instructions of your ring steward.

Walk	-----
Jog	- - - - -
Extended Jog	- - - - -
Lope	—————
Leg Yield	
Lead Change	↙
Back	← ⏏ ⏏ ⏏
Marker	Ⓚ
Sidepass	←-----→

[WH/1-71]

Pattern Provided by:

The Judges

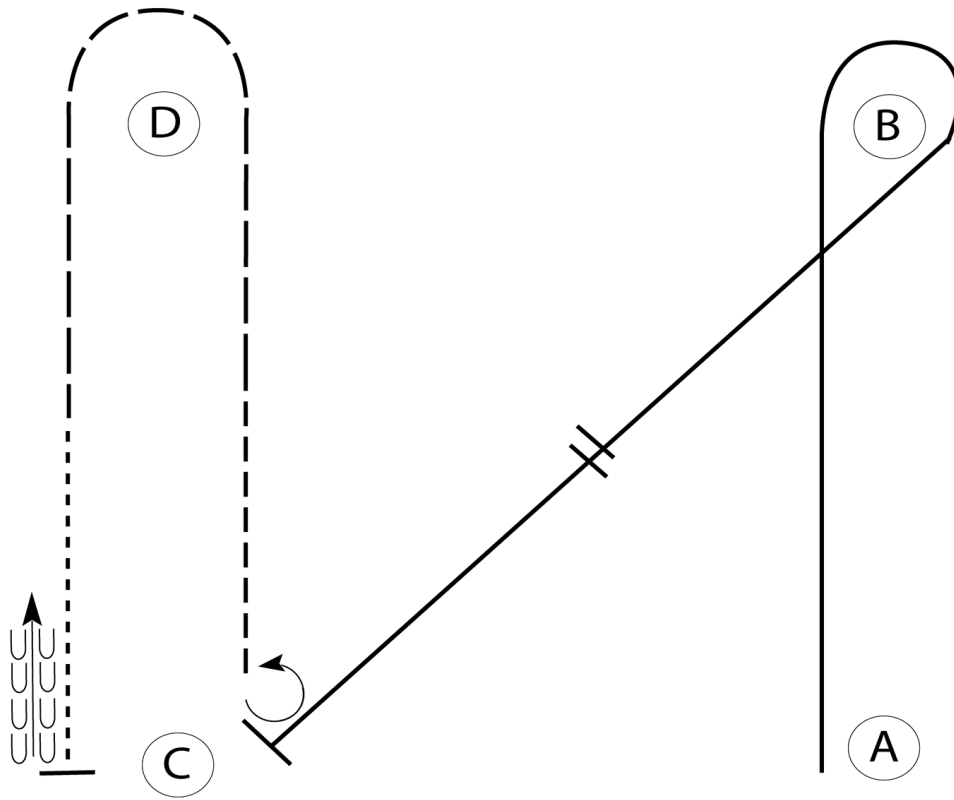
w w w . H o r s e S h o w P a t t e r n s . c o m

w w w . H o r s e S h o w P a t t e r n s . c o m

Spring Fling Quarter Horse Show

Horsemanship (Yth 13 & Under - Yth 14-18 - Amateur- Select)

Show Date: April 17-18, 2021



Be ready at A.

1. Lope on the right lead from A to and around B.
2. Halfway to C, perform a simple lead change.
3. Lope to C.
4. Stop and perform a 270 degree turn to the left.
5. Jog halfway to D.
6. Extend the jog to and around D.
7. Halfway to C, break to a walk.
8. Stop at C and back approximately one horse length.

Follow the instructions of your ring steward.

Walk	-----
Jog	-----
Extended Jog	-----
Lope	—————
Leg Yield	
Lead Change	↙
Back	← ←←← ←←←
Marker	(B)
Sidepass	←-----→

[WH/2-71]

Pattern Provided by:

The Judges

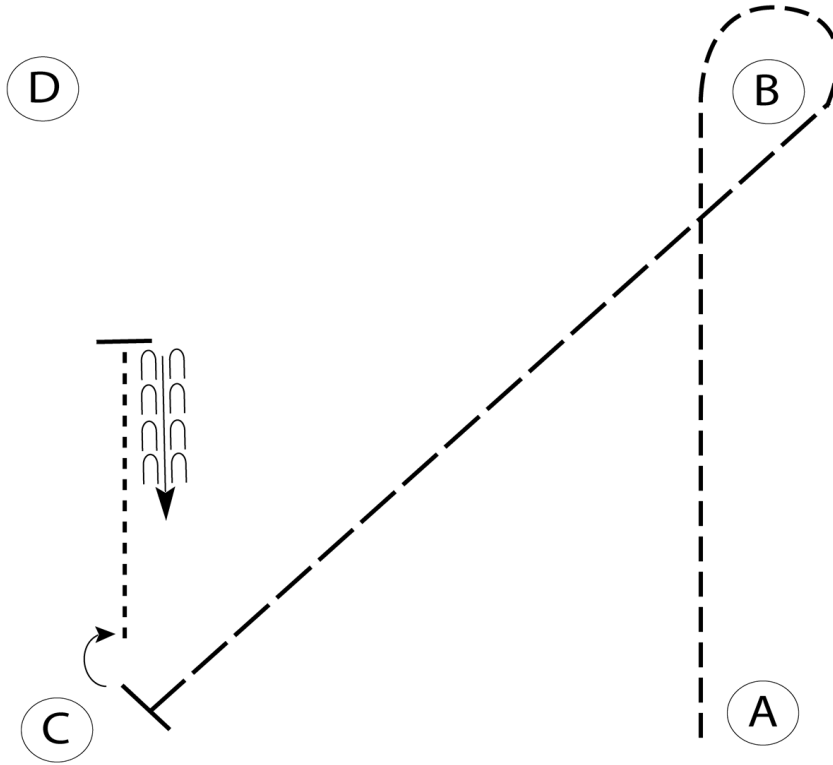
www.HorseShowPatterns.com

www.HorseShowPatterns.com

Spring Fling Quarter Horse Show

Horsemanship (All Walk/Trot)

Show Date: April 17-18, 2021



Be ready at A.

1. Jog from A to and around B.
2. Extend the jog from B to C.
3. Stop and perform a 90 degree turn to the right.
4. Walk halfway to D.
5. Stop halfway to D and back approximately one horse length.

Follow the instructions of your ring steward.

Walk	-----
Jog	- - - - -
Extended Jog	- - - - -
Lope	—————
Leg Yield	
Lead Change	— / —
Back	← — — — — ← — — — —
Marker	Ⓚ
Sidepass	← — — — — →

[WH/WT-71]

Pattern Provided by:

The Judges

w w w . H o r s e S h o w P a t t e r n s . c o m

w w w . H o r s e S h o w P a t t e r n s . c o m